


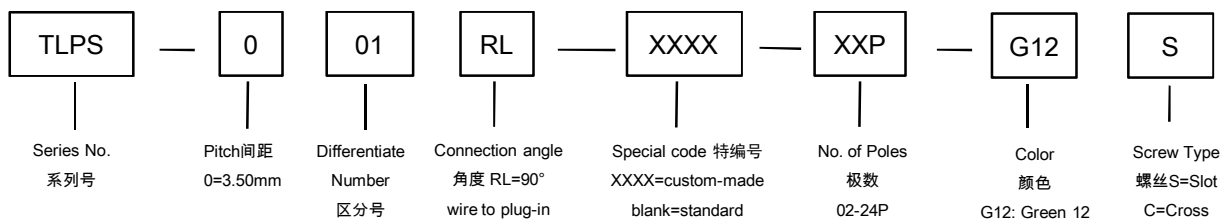
图示(Pic. shown) : TLPS-001RL-05P-G12S

General.	PCB Connector Rated : 320V,10A,1.5mm ²
	Single row , 3.50mm pitch , 02-24 Pole
	Wiring orientation: 90°(wire to plug-in)
	Screw clamp unit: M2, 0.2-0.25N·m


认证 (Approval) : 

技术参数Technical Data	UL standard			IEC standard		
	UL Application group			IEC过电压别/污染等级(IEC overvoltage category /pollution degree)		
UL应用组别(UL Application group)	B	C	D	III / 3	III / 2	II / 2
IEC过电压别/污染等级(IEC overvoltage category /pollution degree)				160V	160V	320V
额定电压(Rated voltage)	300V	--	300V	10A	10A	10A
额定电流(Rated current)	8A	--	8A	0.2 ~ 1.5 mm ²		
额定连接容量(Rated connection capacity)	30 ~ 14 AWG			PA66 UL94V-0		
绝缘材料(Insulation Material)				Copper alloy , Tin plated		
电流承载部件材料和镀层(Material & Plating of Current carrier)				--		
接线弹片材料(Material of Clamp spring)				500MΩ or more at DC500V		
绝缘电阻(Insulation Resistance)				2000V		
耐电压(1分钟)(Withstanding Voltage/1Min)				2500V		
额定冲击电压(Rated surge voltage)				M2, 0.2 ~ 0.25N·m		
接线螺丝(Wire clamp unit Screw) , 最大扭矩(torque Max.)				--		
固定螺丝(Mounting Screw) , 扭矩(torque)				6.5 ~ 7.5mm		
剥线长度(Wire stripping length)				-40°C up to +105°C		
使用温度(Operating temperature)				--		
焊接方式(Soldering recommend)						

订购方式(How to order)



■ 针座 (Pin header) — single row




P/N : TLPHC-001V
Orientation :
90° (plug-in to board)
Rated:160V,10A
Closed side



P/N : TLPHC-001R
Orientation :
180° (plug-in to board)
Rated : 160V,10A
Closed side

■ 针座 (Pin header) — single row



P/N : TLPHC-001V-XXP-HT
Orientation :
90° (plug-in to board)
Rated:320V,10A
Closed side



P/N : TLPHC-001R-XXP-HT
Orientation :
180° (plug-in to board)
Rated : 320V,10A
Closed side

■ 针座 (Pin header) — single row



P/N : TLPHC-004
Orientation :
45° (plug-in to board)
Rated : 160V,10A
Closed side

■ 针座 (Pin header) — dual row staggered




P/N : TLPHDC-005V
Orientation :
90° (plug-in to board)
Rated : 160V,10A
Closed side



P/N : TLPHDC-005R
Orientation :
180° (plug-in to board)
Rated : 160V,10A
Closed side

■ 针座 (Pin header) — dual row in 1 plane



P/N : TLPHDC-008V
Orientation :
90° (plug-in to board)
Rated : 160V,10A
Closed side



P/N : TLPHDC-008R
Orientation :
180° (plug-in to board)
Rated : 160V,10A
Closed side